


# Flash Card Flips for Ukulele Chords: An In-Depth Guide for Level-Based Practice

Embark on a musical journey with flash card flips, a captivating practice method designed to elevate your ukulele chord mastery. This comprehensive article delves into the intricacies of flash card flips, unraveling their benefits, exploring different levels of difficulty, and providing an abundance of engaging activities to enhance your learning experience.

## Unveiling the Benefits of Flash Card Flips

Flash card flips emerge as an exceptional tool for ukulele chord practice, offering a plethora of advantages that empower learners to:



### Flash Card Flips for Ukulele Chords - Level: Easy: Test Your Memory of Beginning Ukulele Chords by Andy Schneider

★★★★☆ 4 out of 5

Language : English

File size : 2091 KB

Print length : 102 pages

Lending : Enabled



- **Enhanced Memorization:** The act of flipping cards stimulates active recall, strengthening neural pathways and fostering long-term retention of chord shapes and fingerings.
- **Rapid Recall:** Timed practice with flash cards cultivates the ability to swiftly recall chords in real-time playing scenarios.

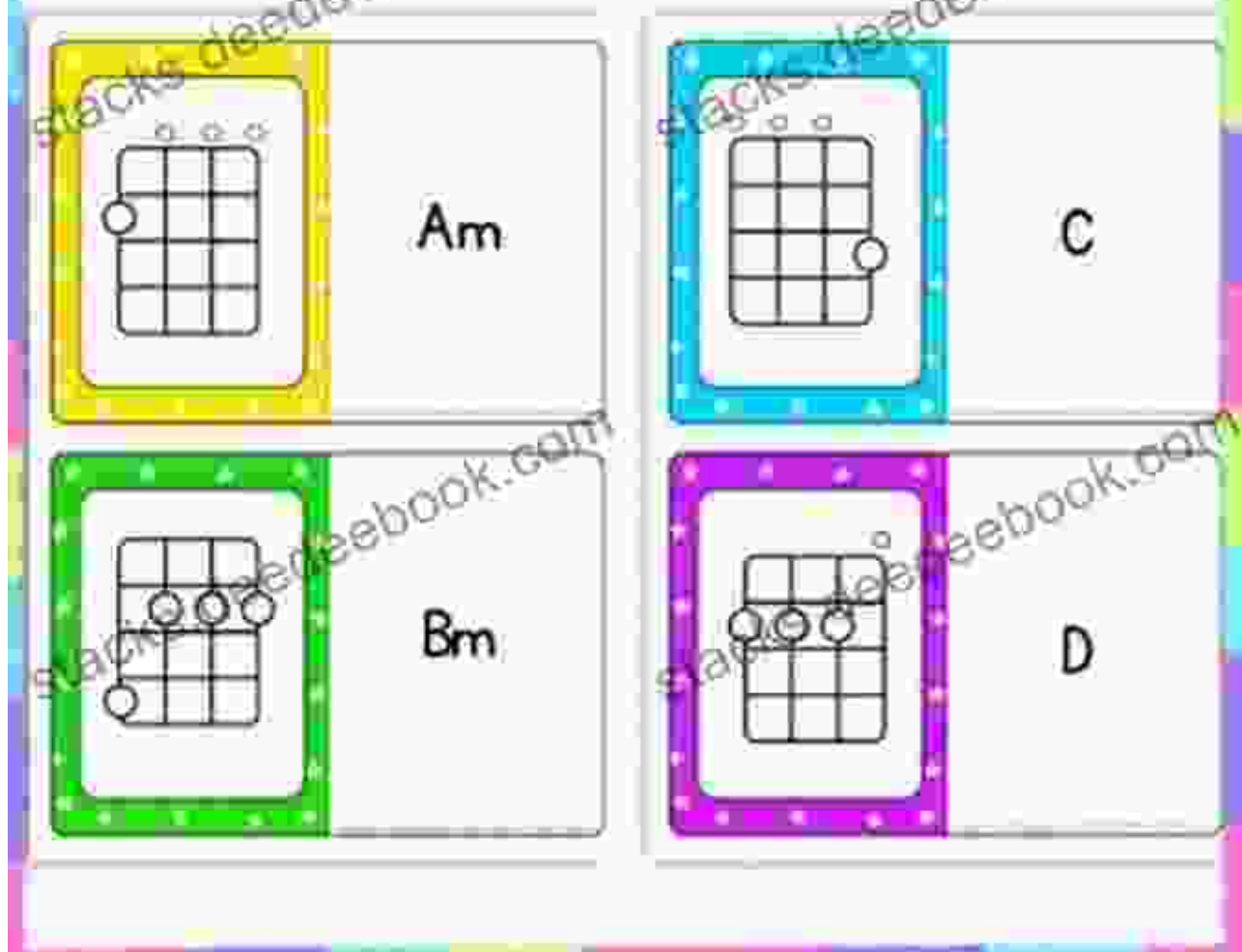
- **Improved Focus:** The concentrated effort required to flip cards and identify chords enhances attention span and reduces distractions.
- **Gamified Learning:** Incorporating flash cards into practice transforms learning into an engaging and interactive experience.

## **Navigating Flash Card Flips by Level**

Flash card flips can be tailored to suit various levels of ukulele proficiency:

### **Beginner Level**

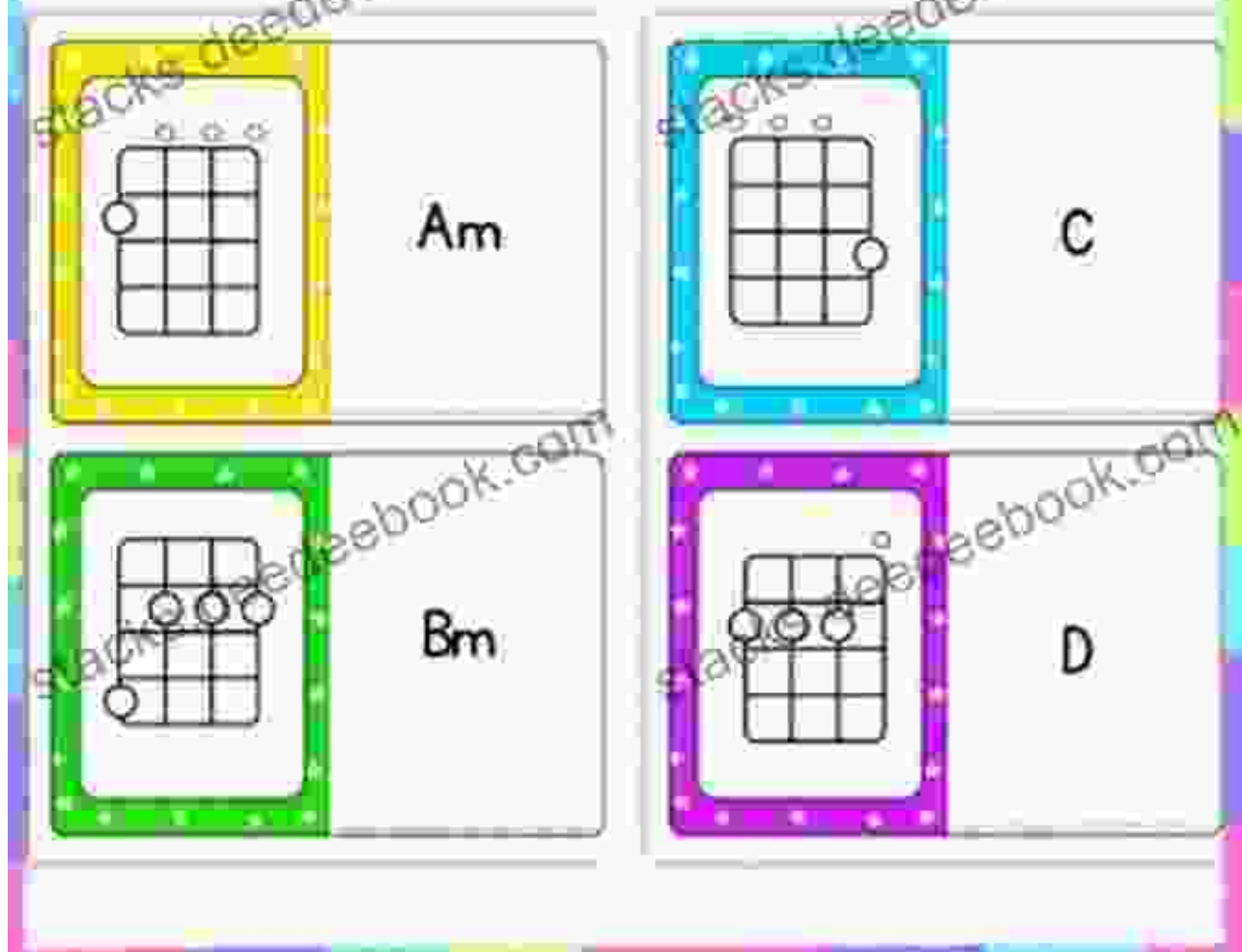
# Ukulele Flash Cards



For novice ukulele enthusiasts, beginner-level flash cards introduce fundamental chords such as C, G, Am, and Em. These cards gradually introduce new chords, allowing learners to build a solid foundation.

## Intermediate Level

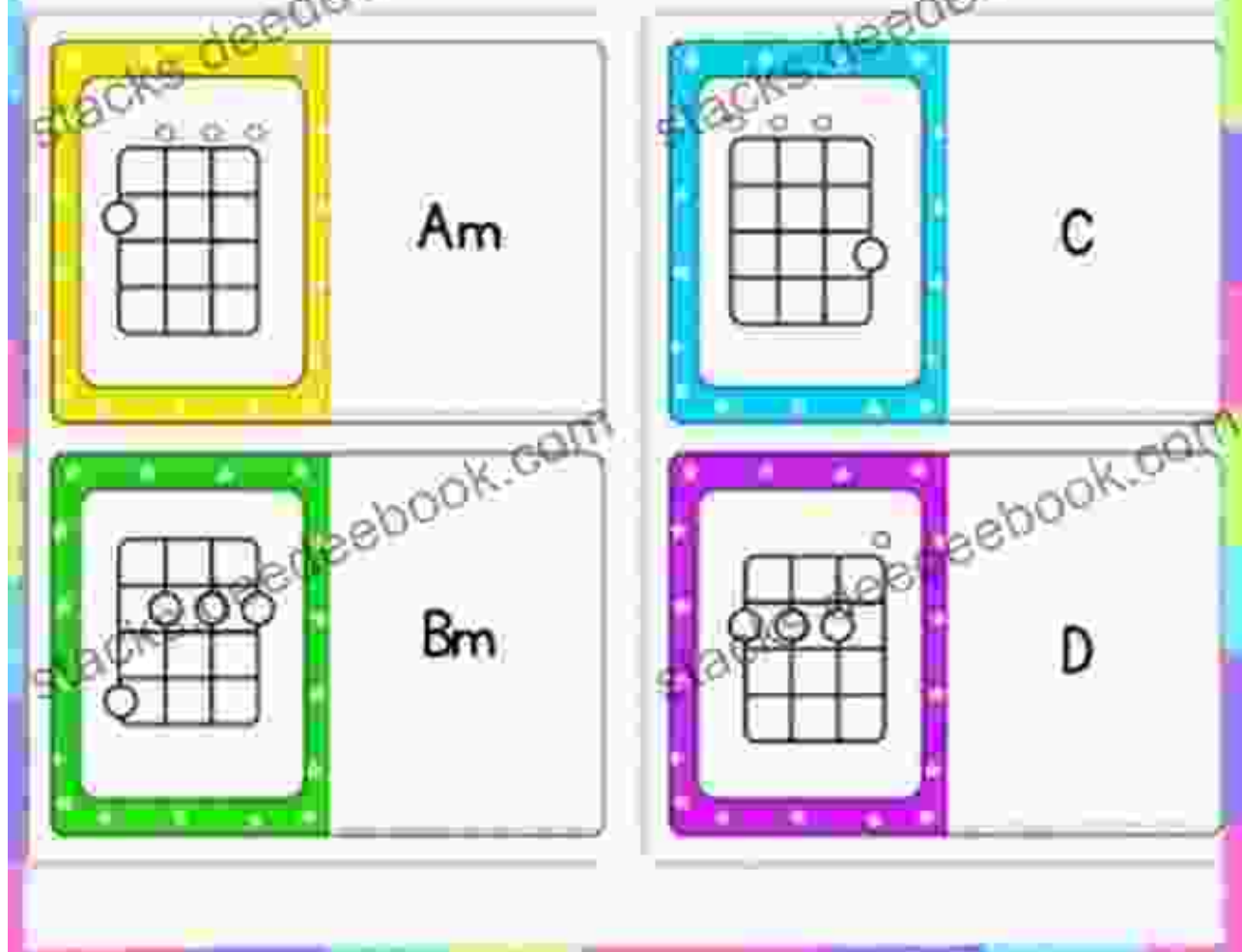
# Ukulele Flash Cards



Intermediate-level flash cards challenge learners with more complex chords, including barred chords, seventh chords, and diminished chords. These cards facilitate a deeper understanding of chord theory and application.

## Advanced Level

# Ukulele Flash Cards



Advanced-level flash cards push the boundaries of ukulele chord knowledge, featuring intricate chord voicings, extended chords, and jazz chords. These cards cater to experienced players seeking to expand their musical vocabulary.

## Interactive Flash Card Flip Activities

Engage in a variety of flash card flip activities to make your ukulele chord practice more stimulating:

### **Timed Challenges**

Set a timer and race against the clock to identify chords as quickly as possible. This activity sharpens your reaction time and recall ability.

### **Mind Mapping**

Create a mind map by organizing flash cards into different categories, such as major chords, minor chords, or chord families. This technique fosters a deeper understanding of chord relationships.

### **Collaborative Games**

Play cooperative or competitive games with friends or family using flash cards. Encourage each other and celebrate your progress together.

### **Crafting Your Own Flash Cards**

Personalize your practice experience by creating your own flash cards:

#### **Digital Flash Cards**

Utilize digital flash card apps or websites to create and store your custom flash cards. These tools often provide features like spaced repetition and progress tracking.

#### **Handmade Flash Cards**

Cut out small cards from index cards or paper and write the chord name on one side and the chord diagram on the other. You can decorate your cards with colors or illustrations.

## Additional Tips for Successful Flash Card Flip Practice

Maximize the effectiveness of your flash card flip practice with these tips:

- **Consistency:** Regular practice with flash cards is crucial for making meaningful progress.
- **Variety:** Mix up the order of cards and incorporate different activities to maintain engagement.
- **Feedback:** Seek feedback from an instructor or experienced ukulele player to correct any errors and refine your technique.
- **Celebrate Progress:** Acknowledge your achievements and celebrate your successes to stay motivated.

Flash card flips offer an engaging and effective approach to ukulele chord practice, empowering learners at all levels. By embracing the benefits and implementing the activities outlined in this article, you can elevate your chord mastery, expand your musical vocabulary, and ignite a lifelong passion for the ukulele.

Remember, consistent practice, dedication, and a touch of creativity will guide you on your journey to becoming a confident and skilled ukulele player. Let flash card flips be your trusted companion as you strum your way to musical excellence.



### Flash Card Flips for Ukulele Chords - Level: Easy: Test Your Memory of Beginning Ukulele Chords by Andy Schneider

★★★★☆ 4 out of 5

Language : English

File size : 2091 KB

Print length : 102 pages



## **The Knitting Bible by Mandy Concepcion: A Comprehensive Review and Guide**

: Welcome to the world of The Knitting Bible, the ultimate reference guide for knitters of all skill levels. Authored by renowned knitwear...



## **More Zeal Than Discretion: A Closer Look at the Risks and Benefits of Overenthusiasm**

Enthusiasm is often seen as a positive trait. It can motivate us to achieve great things and make life more enjoyable. However, there is such a thing as too much...